
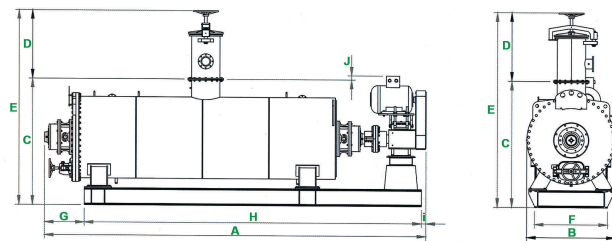



## RENDERING GRN



### Rendering Bolier

Boiler is filled from top receiving cover. Required heat for cooking system is supplied from steam installation. When open the steam valves, you can supply steam to jacket and shaft in same time or separately. By this way products in body are cooked. Discharging is done by manual outlet cover. Heats in jacket, cooking section and shaft inside are controlled from indicators on boiler.



MODEL	DIMENSIONS										MOTOR POWER
	A	B	C	D	E	F	G	H	I	J	
GRN 5000	5570	1500	2287	Min.1250	Min.2750	1325	860	4650	60	*	37 Kw
GRN 8500	8500	1700	2450	Min.1500	Min.3950	1320	910	7300	290	*	55 Kw
GRN 13000	8597	2000	2838	Min.1500	Min.4338	1649	897,5	7600	99,5	95	110 Kw

