
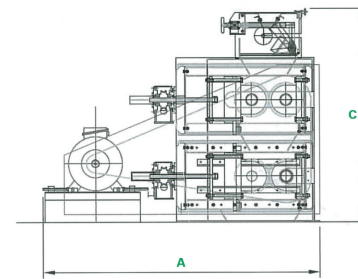
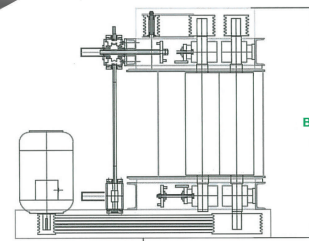



# ROLLER MILL GVD



Product received from feeding screw conveyor is evenly distributed among balls. You can arrange valve balls as desired product size. Product can be crushed in 1-3 decks by valve balls as required capacity.



MODEL		DIMENSIONS			MOTOR POWER	VALVE QTY
		A	B	C		
GVD	Ø230×915	680	1500	900	18,5 Kw	4
GVD	Ø305×915	1050	1800	1350	37 Kw	4