
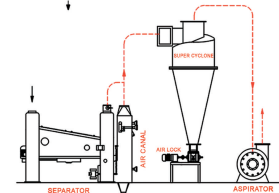
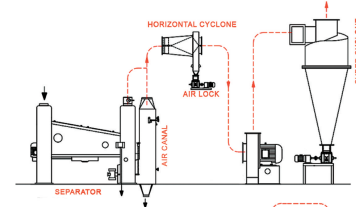
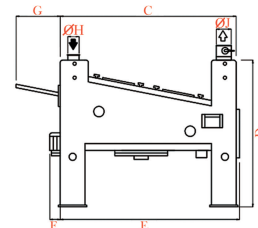
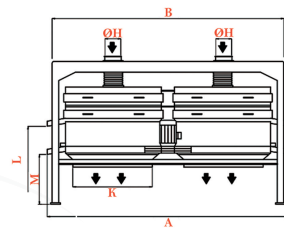


## SEPARATOR GTMA



Mill and silo separator is used for separating straw, garbage, spikes, stones, and unwanted strange impurities from the received cereals to get pure and clean wheat. The separator has been modified to a smaller size with more capacity to produce more wheat the machine is built with two levels that are hanged by metal bars from four sides that are being held by the main chassee. The motor is mounted on the kart to get a circular movement using the V shaped belt that allows rotating.



TYPE	Capacity (t/h)		Motor				Air Need		Approx Weight Kg.		
	1.Cleaning	2. Cleaning	CEI Standart	Kw	rpm	Mana Ø	m³ / min		Net	Gross	Package m³
DATMA 15100/D	60-80	24	AGM 90 L4	1.5	1500	500	52		960	1280	7,5

TYPE	DIMENSIONS (mm)										
	A	B	C	D	E	F	G	ØH	ØJ	K	L
DATMA 15100/D	2540	2440	1810	1510	1840	120	1000	2x170	2X180	2x878	840