
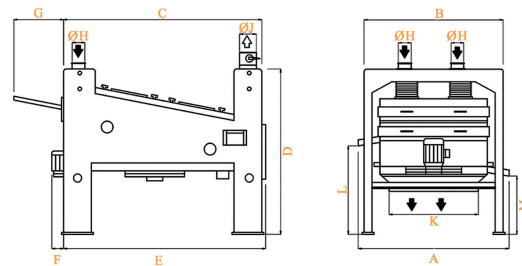
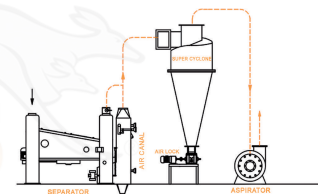
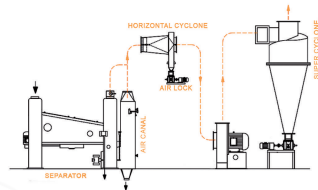


SEPARATOR GTMA




Separator for mill and silo used for separating straw, garbage, spikes and unwanted strange particles from the cereals in post and mill parts. Different models are available as to the capacities of factories. It moves by eccentric system and used two holes sheets on filter and it provides very effective eliminating and separating process. Machine dimensions are very small with respect to its capacity. Two folded tambour are suspended at four corners of metallic elastic rods on the chassis, which is made of steel sheets. Motor is assembled on the tambour and it gives movement to the special system balanced with flywheel circular by the help of V- Belt, thus machine to work. It keeps the particles bigger than wheat over filter then thrown away by the slide way. Wheat falls down through the over filter to bottom filter; and strange particles are filtered out of wheat. Filter can be easily compressible by the help of four side of the tambour with special fixing system at the same time easily removable. Filters are made of two parts on each floor and where removed there isn't any problem for place. There are rubber balls which cleans interior of the filter. If more cleaning air is required, extra air canal can be connected to exit part of the machine. Air Canal spreads the product that comes to riddle separated from light particles by setting with current air speed.



TYPE	DIMENSIONS (mm)											
GTMA	A	B	C	D	E	F	G	ØH	ØJ	K	L	M
10100	1355	1300	1300	1255	1325	120	1250	115	1X180	1X878	430	210
15100	1410	1290	1810	1510	1840	120	1000	2X115	180	878	840	470
15100 Wide	1510	1390	1810	1510	1840	120	1000	2x115	180	878	840	470

TYPE	Capacity (t/h)		Motor			Mana Ø	Air Need m³ / min	Approx Weight Kg.		
GTMA	1.Cleaning	2. Cleaning	CEI Standart	Kw	rpm			Net	Gross	Package m
10100	9-12	6	AGM 90 S4	1,1	1500	350	12	455	610	3,4
15100	30-40	12	AGM 90 S4	1,1	1500	400	24	550	740	4,4



GPS-ASCOM