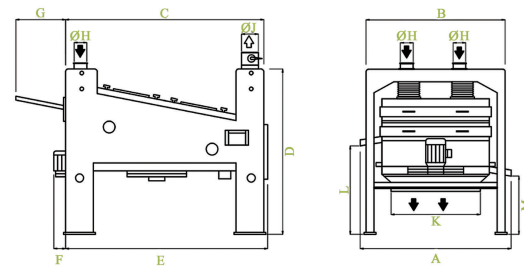
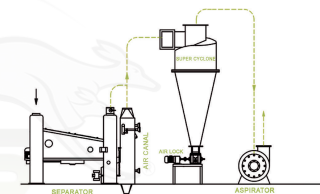
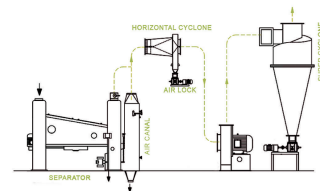




SEPARATOR GTMA

Separator is used for separating strange material from coffee beans such straw, garbage, spikes and unwanted strange particles from the coffee beans. Different models are available in different capacity. It moves by eccentric system and used waving perforated sheets on filter and it provides very effective eliminating and separating process. Machine dimensions are very small in respect to capacity. Tow folded tambour are suspended at four corners of metallic elastic rods on the chassis, which is made of steel sheets. Motor is assembled on the tambour and it gives movement to the special system balanced with flywheel circular by the help of V-belt, thus machine to work. It keeps the particles bigger than coffee beans over filter then throw away by the slide way. Coffee beans falls down through the over filter to bottom filter, and strange particles are flirtd out of coffee beans.



TYPE	DIMENSIONS (mm)											
GTMA	A	B	C	D	E	F	G	ØH	ØJ	K	L	M
10100	1355	1300	1300	1255	1325	120	1250	115	1X180	1X878	430	210
15100	1410	1290	1810	1510	1840	120	1000	2X115	180	878	840	470
15100 Wide	1510	1390	1810	1510	1840	120	1000	2x115	180	878	840	470

TYPE	Capacity (t/h)		Motor			Mana Ø	Air Need m³ / min	Approx Weight Kg.		
GTMA	1.Cleaning	2. Cleaning	CEI Standart	Kw	rpm			Net	Gross	Package m
10100	9-12	6	AGM 90 S4	1,1	1500	350	12	455	610	3,4
15100	30-40	12	AGM 90 S4	1,1	1500	400	24	550	740	4,4



GPS-ASCOM